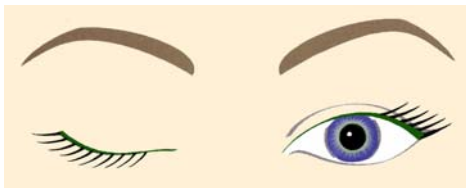
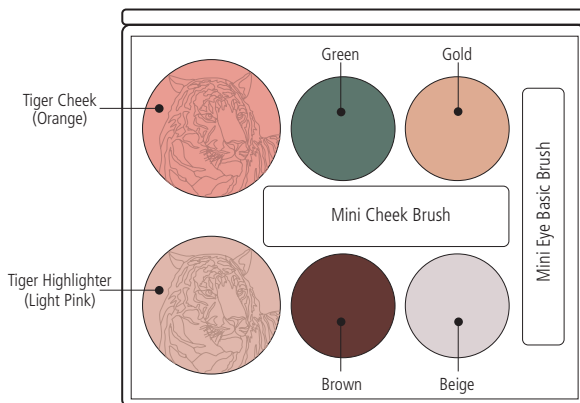


C H A N T E C A I L L E


Le Tigre (Evening) Application Instructions

Bengali Palette




EYES


Apply the **Green KOHL PENCIL** to intensify the base of the top lashes.



Using the **BENGALI PALETTE**, apply the **Gold** on the eyelid with the **EYE BASIC BRUSH** from eyelash base to slightly above the fold. This is the **Color**.



Apply the **Beige** using the **EYE CONTOUR BRUSH**, along the brow bone. This is the **Highlight**.



Use the **EYE DEFINER BRUSH** to apply the **Brown**, softening the area where **Color** and **Highlight** meet in the crease, recreating the shadow of the lashline against the skin.

Apply two coats of **MASCARA Noir** or **Brun** to top and bottom lashes.

C H A N T E C A I L L E



LIPS

Use **Patina BRILLIANT GLOSS** from the **PURE BRILLIANCE TRIO** on top and bottom lips.

CHEEK

Using the **CHEEK BRUSH** apply the **Tiger Cheek (Orange)** from the **BENGALI PALETTE** starting at the inner edge of the cheek bone working in soft strokes downwards, out towards the temples.

For a “pearly” finish to the face, using the **CHEEK BRUSH** apply the **Tiger Highlighter (Light Pink)** from the **BENGALI PALETTE** on top of the cheek bones, up to the temples.